



BX88462

Tow Light Kit, 2" Receiver Mounted Installation Instructions

Serial Number



Tow Light Kit, 2" Receiver Mounted

Set includes: Light Bar, Pin with Clip, and Wiring Harness

Note: The 4-flat wiring plug on the light bar is reverse of traditional trailer plugs. Due to this it will not plug into a standard plug on the back of the vehicle.



WARNING

Failure to read and follow these instructions could result in non-warranty vehicle damage and/or personal injury.



WARNING

This product can expose you to chemical(s) which are known to the state of California to cause cancer. For more information go to www.P65Warning.ca.gov.

Please read these Installation Instructions in their entirety prior to installing or operating this equipment.

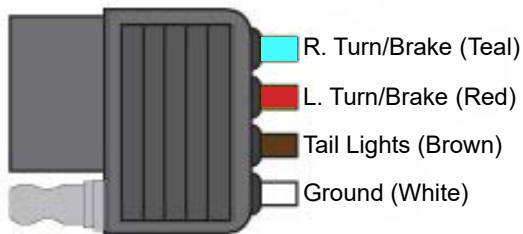
BX88462
Tow Light Kit, 2" Receiver Mounted
Installation Instructions



- Be sure that **ALL** electrical connections are plugged in and functioning properly.
- Dealer or installer be certain the user receives these instruction sheets.
- Ensure that installation is performed by someone who is aware of the risks and has knowledge of hazards and proper safety procedures involved with adding components to the vehicle and the tools needed for installation.

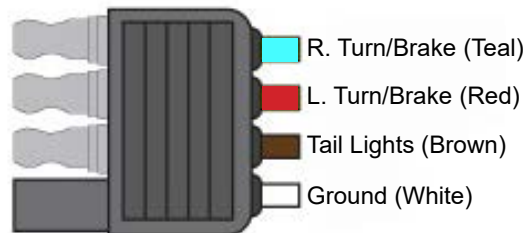
Vehicle Side

4-Pin



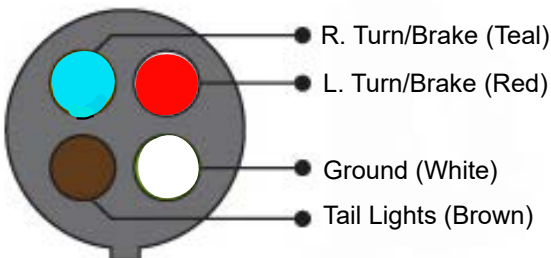
Trailer Side

4-Pin



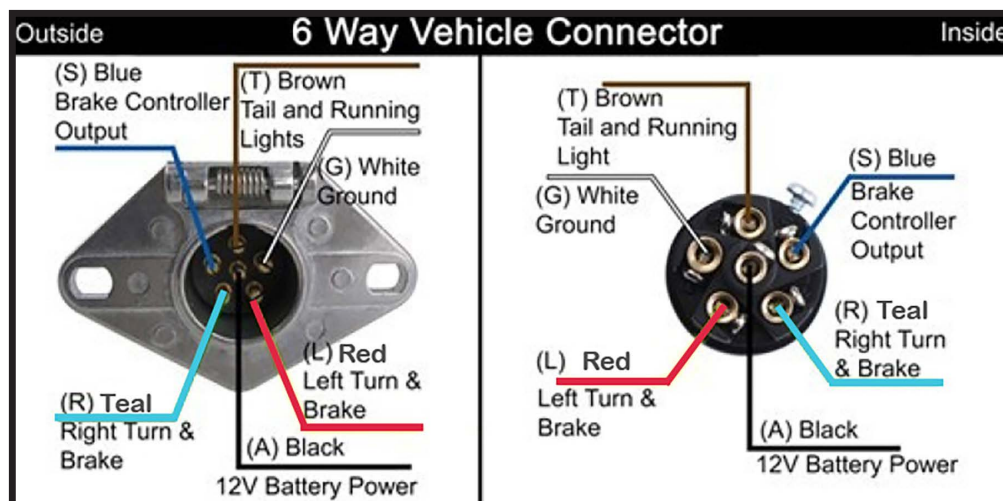
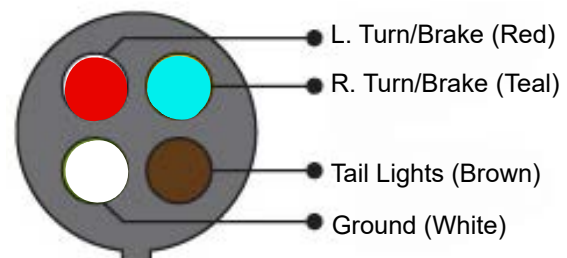
Vehicle Side (Socket)

4-Pin Round



Trailer Side (Plug)

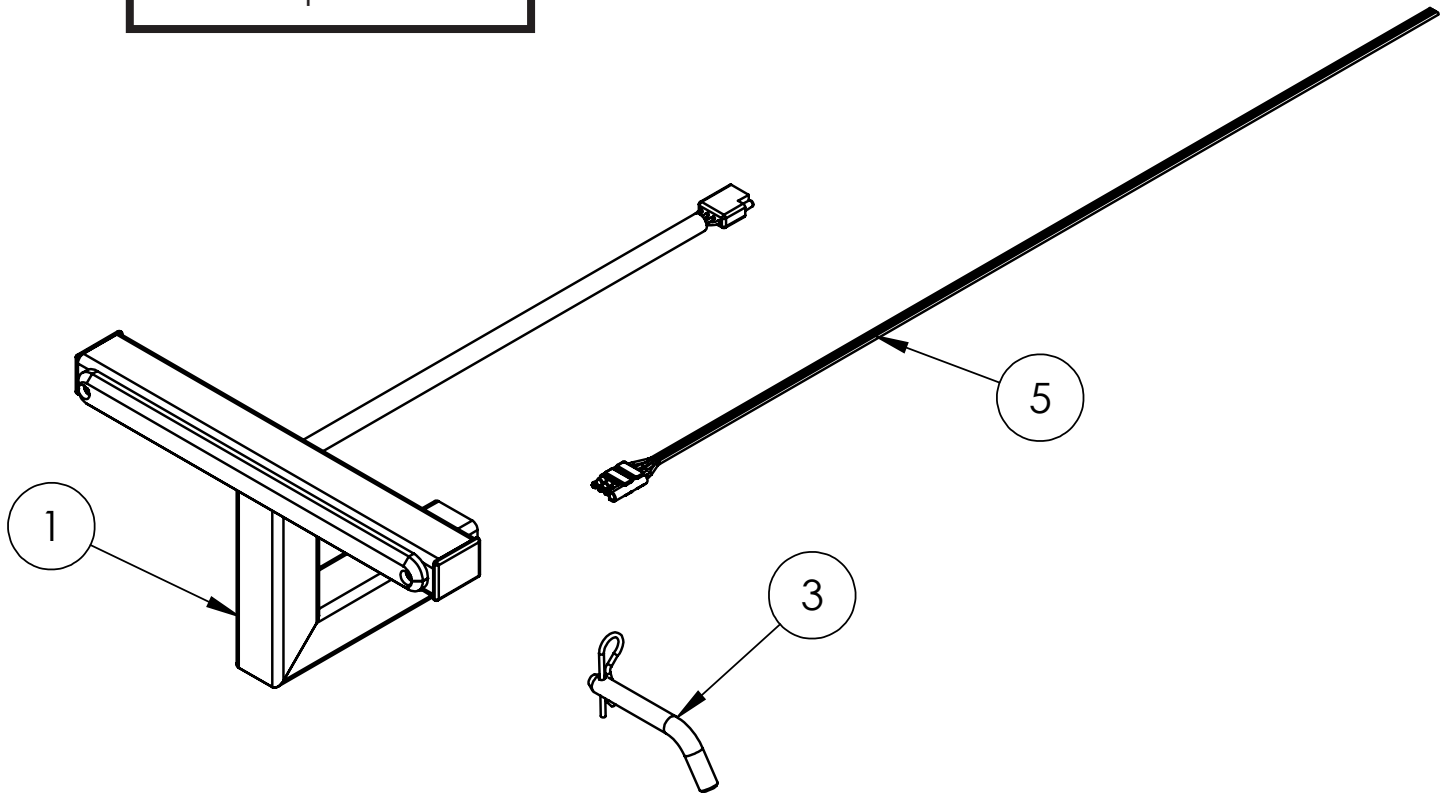
4-Pin Round



BX88462
Tow Light Kit, 2" Receiver Mounted
Installation Instructions

Tools Required

Wire Cutters
Wire Stripper
Small Phillips Screwdriver




Item No.	Part No.	Description	Qty.
1.....	62-4393	Hitch Mounted Light Bar	1
2.....	63-5141	Bolt Bag & Manual Package	1
3.....	200-1483	5/8" x 3" Eff Pin with Clip.....	1
4.....	290-0275(not shown)	8" Nylon Cable Tie	4
5.....	294-1272	4-Flat Male Plug with 20' Wire	1

Important:

Use only genuine factory replacement parts with Leveler System. Do NOT substitute homemade or non-typical parts. Replacement parts may be ordered through Blue Ox®. Failing to follow and/or altering these installation instructions in either installation or required equipment will void the manufacturer's warranty.

BX88462
Tow Light Kit, 2" Receiver Mounted
Installation Instructions



1. Place light bar in 2" receiver.



2. Secure light bar to hitch using the provided pin and clip.




3. Attach 4-flat plug to receiver hitch with cable tie(s) and route the wiring harness to the front of the vehicle. Secure any excess wiring out of the way using provided cable ties.



4. Install the harness wires to the plug on the front of the vehicle. Reference wiring diagram on page 2.

BX88462
Tow Light Kit, 2" Receiver Mounted
Installation Instructions



5. Connect the 4-flat on the light bar to the 4-flat on the wiring harness. Check the operation of all signals.

Note: The 4-flat wiring plug on the light bar is reverse of traditional trailer plugs. Due to this it will not plug into a standard plug on the back of the vehicle.

CUSTOMER SERVICE COMMITMENT

Blue Ox® is committed to providing you with exceptional customer care throughout your lifetime with our products. Our team is here to assist you with any questions you may have regarding the performance of your product. Simply call (402) 385-3051 and you can speak with our customer service team.

Additionally, please visit our website to see which rallies our team will be attending. For a nominal fee, our service technician will service your towing system to ensure it's in proper working condition. Also, as a commitment to our customers, should you visit our factory, you can stay at our full service Blue Ox® campground at no charge along with enjoying a factory tour.

Again, thank you for being our customer and for the confidence you have shown in the performance of our products. It is because of customers like you we enjoy the success we have today.

© 2025 Blue Ox
One Mill Road, Industrial Park
Pender, Nebraska 68047
Phone: (402) 385-3051
Fax: (402) 385-3360
www.blueox.com

BLUE OX ORIGINAL PURCHASERS ONE YEAR LIMITED WARRANTY

Automatic Equipment Manufacturing Company ("Automatic") warrants to the original (first) retail purchaser that this product, manufactured by Automatic, shall be free from defect in material and workmanship under normal use and service for a period of three years from the date of delivery.

During said one-year period, Automatic will repair or replace any parts that have been returned by the original purchaser, to the factory, transportation prepaid, and in Automatic's sole and absolute opinion found to be defective.

Limitations on Warranty Coverage:

Coverage under this warranty will be valid only if the customer warranty card is returned by the original purchaser within 30 days of purchase.

Coverage under this warranty will be effective only when a copy of the original invoice, showing date and place of purchase, accompanies any claim for warranty. This warranty is NON TRANSFERABLE.

This limited warranty will not cover, in any way or form, any alleged damages caused by incorrect or improper installation, improper use, modification or neglect of product, failure to properly service and maintain, misuse, act of God, accident or failure of the user to follow guidelines contained in the instructional material provided by Automatic.

This warranty does not cover normal wear and tear, paint or rust.

Warrantor assumes no responsibility to the owner for loss of use of product, loss of time, inconvenience or any other damage consequential or otherwise. Including, but not limited to mileage, expense of transporting of product, return shipping expense, mechanics travel time, telephone, road service, towing, and rental during repairs, travel, lodging, loss or damage to personal property or loss of earnings.

REPAIR OR REPLACEMENT AS SET FORTH IN THIS LIMITED WARRANTY IS THE SOLE EXCLUSIVE REMEDY OF THE PURCHASER. AUTOMATIC SHALL NOT BE LIABLE FOR ANY INCIDENTAL OR CONSEQUENTIAL DAMAGES FOR BREACH OF ANY EXPRESS OR IMPLIED WARRANTY ON THIS PRODUCT. EXCEPT TO THE EXTENT PROHIBITED BY APPLICABLE LAW, ANY IMPLIED WARRANTY OF MERCHANTABILITY OR FITNESS FOR A PARTICULAR PURPOSE ON THIS PRODUCT IS LIMITED IN LENGTH TO THE DURATION OF THIS WARRANTY.

Please visit <http://blueox.com/warranty/> to register your warranty

