




BX88340

Adjustable Drop Receiver Installation Instructions



Adjustable Drop Receiver BX88340

2" Shank, 2" Receiver, 8" Drop/Rise, 10K Rated

Note: For flat towing use only.

BX88340

Adjustable Drop Receiver

Installation Instructions

Note: For Flat Towing Use Only.

1. Slide the adjustable drop receiver into the vehicle hitch receiver, insert 5/8" pin through receiver, and insert clip into pin.

Tools Required

Tape Measure

2. Measure the tab height of the vehicle. Install the adjustable receiver onto the receiver shank, using the 5/8" x 3-11/16" pins with 3/16" x 1-1/4" lynch pins. Measure the height of the adjustable receiver. The receiver height needs to be the same or 3" above or below the height of the vehicle attachment tabs, adjust as necessary.

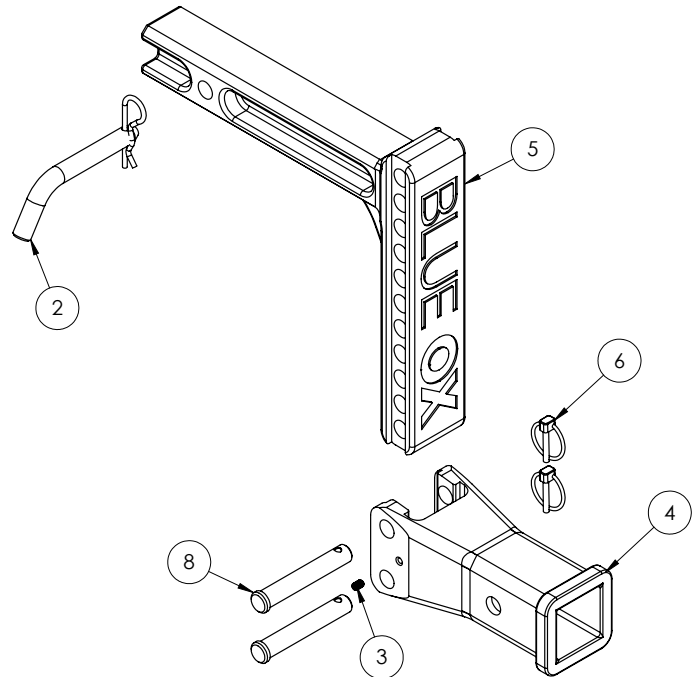
Note: Moving up or down one hole on the receiver allows for 1" of adjustment.

Note: When properly installed the lynch pin ring will snap back onto itself, and the chamfered side will be facing outwards.

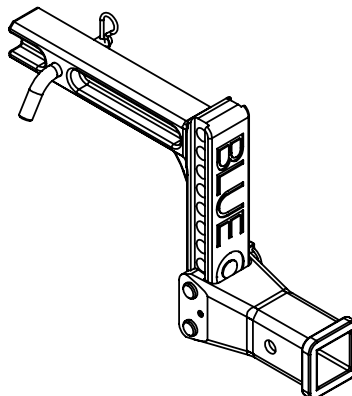
3. Insert set screw to eliminate any excess play.

4. Insert the tow bar into the receiver and set-up per the manufacturer's instructions.

Note: The towing weight should not exceed the hitch weight rating.



Item No.	Part No.	Description	Qty.
1.....	63-4845.....	Bolt Bag	1
2.....	200-1483.....	5/8" x 3" Eff. Pin with Clip.....	1
3.....	201-1142.....	1/4"-20 x 3/8" Set Screw, SS.....	1
4.....	210-0197.....	2" Adjustable Drop Receiver.....	1
5.....	210-0198.....	Adjustable Drop Receiver Mount.....	1
6.....	229-0829.....	3/16" x 1-1/4" Lynch Pin.....	2
7.....	229-1227.....	1/8" Drive x 3-3/4" Long Hex Key.....	1
8.....	299-0801.....	5/8" Dia. x 3-1/2" Eff. Pin, ZP.....	2

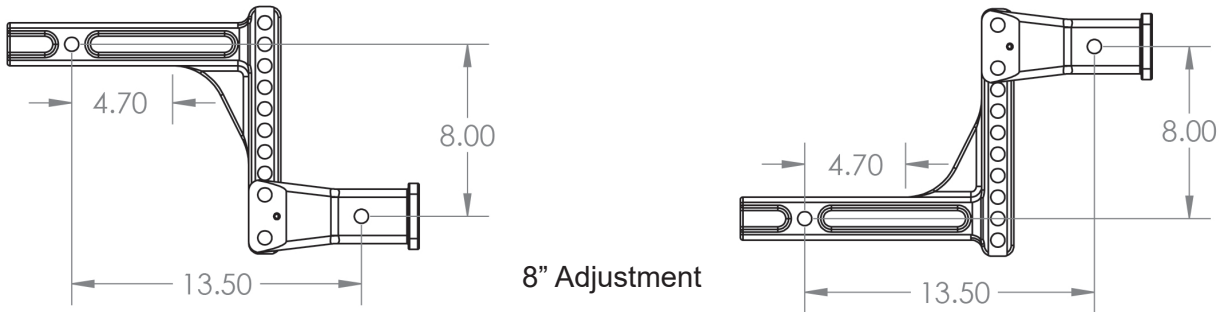


BX88340
Adjustable Drop Receiver
Installation Instructions

RECEIVER HEIGHTS

** Moving the Adjustable Receiver UP or DOWN one hole allows for 1 inch in height adjustment. **

Drop/Rise Position



Accessories

BX88417	Kit, 2" Receiver, Adjustable Drop Receiver, Add-On
BX88418	Kit, 2-1/2" Receiver, Adjustable Drop Receiver, Add-On

*500 lb. Weight Rated when used as an add-on receiver with
accessories such as a bike rack, etc.*

CUSTOMER SERVICE COMMITMENT

Blue Ox® is committed to providing you with exceptional customer care throughout your lifetime with our products. Our team is here to assist you with any questions you may have regarding the performance of your product. Simply call (402) 385-3051 and you can speak with our customer care team.

Additionally, please visit our website to see which rallies our Destination America team will be attending. For a nominal fee, our service technician will service your towing system to ensure it's in proper working condition. Also, as a commitment to our customers, should you visit our factory, you can stay at our full service Blue Ox® campground at no charge along with enjoying a factory tour.

Again, thank you for being our customer and for the confidence you have shown in the performance of our products. It is because of customers like you we enjoy the success we have today.

© 2016 Blue Ox
One Mill Road, Industrial Park
Pender, Nebraska 68047
Phone: (402) 385-3051
Fax: (402) 385-3360
www.blueox.com